

ASSEMBLY SCRIPT FOR CLEAN AIR DAY


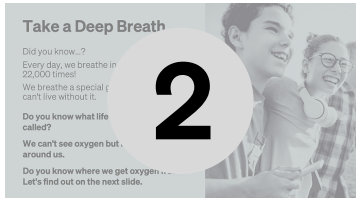
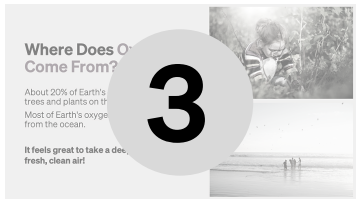


Aim:

To learn about Clean Air Day, the importance of clean, unpolluted air and what we can all do to make a positive difference.

Entering the assembly:

You may wish to play calming, instrumental music for pupils to walk into. Other songs you might like to play include Earth Song by Michael Jackson or S.O.S. Mother Nature by Will.I.Am.

Instructions and teacher notes	Presentation slide
<p>Welcome pupils into the assembly and tell them that today's assembly is all about Clean Air Day. Explain that this is a day celebrated each year all around the UK.</p>	
<p>Read the fact about how many times a day we breathe in and out. Ask the children the questions on the slide and invite responses.</p>	
<p>Many people assume we get most of our oxygen from trees, but we actually get most of it from the oceans.</p>	

Instructions and teacher notes

Presentation slide

Using the photos on the slide, ask pupils if they can identify three types of pollution: air, land and sea.



Give pupils a little more information about the three types of pollution with the following slides.



The following slides provide information about the ways in which we pollute the air.



Explain that air pollution is bad for everyone but particularly for those with respiratory or lung conditions, such as asthma. Some pupils may wish to share that they or someone they know has asthma.



Explain that the level of air pollution varies around the UK. Some places have cleaner air and other places have more polluted air. You could ask pupils about what they think the air is like where they live.



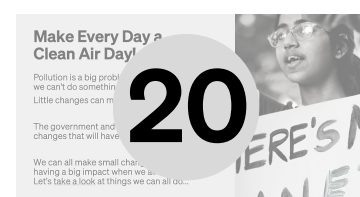
Ask pupils to really use their imaginations on this slide and describe to you what a clean air future might be like. Ultimately, is it a future we'd all like? Why?



Tell pupils about Clean Air Day and why it's important.



Give pupils hope for a clean air future by explaining that we can all do something to make a positive difference.



Instructions and teacher notes

Presentation slide

Inform pupils of the everyday actions that people can take to try to reduce the amount of pollution being released into the air we breathe. If there's time, you could ask pupils if they do any of these things already, or if these are things they have heard their families talk about.



Make Some Change

Try to make some simple changes to reduce the amount of pollution being released into the environment.

- Use a refillable water bottle.
- Walk, skate, scoot.
- Wrap up warm rather than heating the house.

22

PHOTO: GETTY IMAGES

Tell the pupils about the importance of talking to others about clean air. The more we know, the more actions we can take to make the world a better – cleaner – place to live in.



Talk about Clean Air

Write you know about how to reduce air pollution. The more you know, the more you can tell your friends and the more you can help reduce it.

23

PHOTO: GETTY IMAGES

Thank the pupils for listening to the assembly and play more music if you wish to, as they leave.



CLEAN AIR

24

Let's all do our bit to make the air cleaner.

ASTHMA + LUNG UK